

Site Usage

3,773 Visits

60.64% Bounce Rate

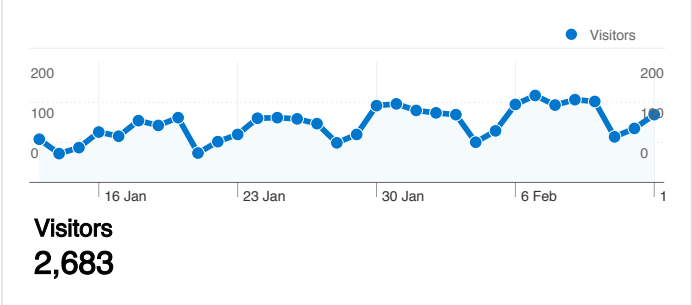
12,719 Pageviews

00:03:52 Avg. Time on Site

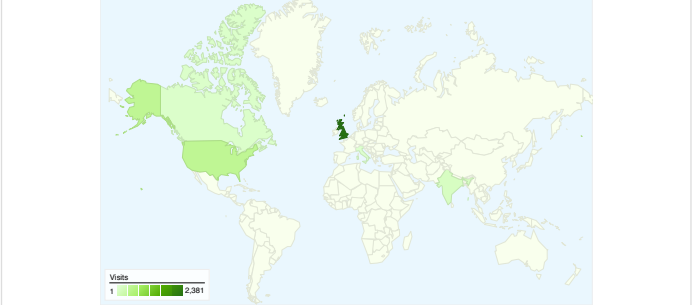
3.37 Pages/Visit

67.53% % New Visits

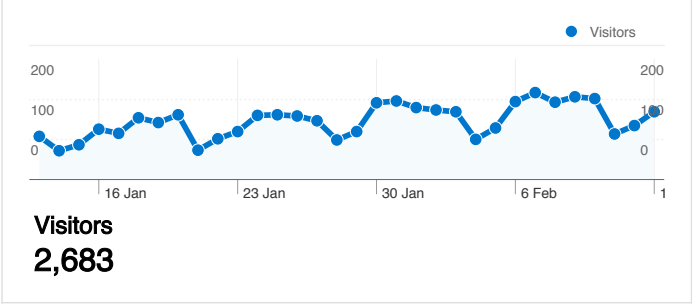
Absolute Unique Visitors



Map Overlay



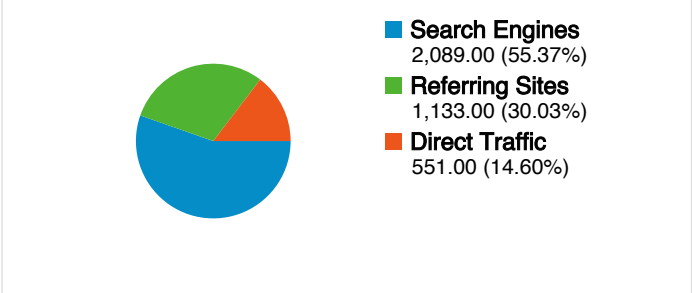
Visitors Overview

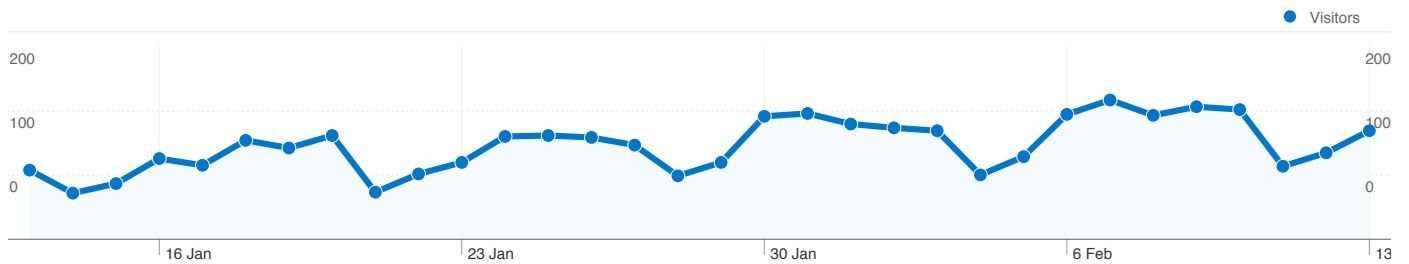


Content Overview

Pages	Pageviews	% Pageviews
/	2,334	18.35%
/frontpage	263	2.07%
/category/tags/fashion-	243	1.91%
/user/login	218	1.71%
/content/28-cardboard-sphere	183	1.44%

Traffic Sources Overview

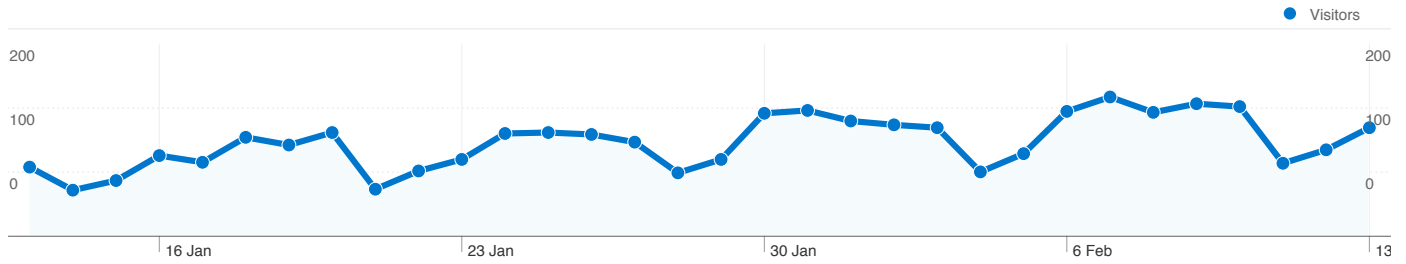




2,683 Absolute Unique Visitors

Friday, 13 January 2012	2.30% (72)
Saturday, 14 January 2012	1.54% (48)
Sunday, 15 January 2012	1.86% (58)
Monday, 16 January 2012	2.69% (84)
Tuesday, 17 January 2012	2.46% (77)
Wednesday, 18 January 2012	3.30% (103)
Thursday, 19 January 2012	3.04% (95)
Friday, 20 January 2012	3.46% (108)
Saturday, 21 January 2012	1.57% (49)
Sunday, 22 January 2012	2.18% (68)
Monday, 23 January 2012	2.56% (80)
Tuesday, 24 January 2012	3.43% (107)
Wednesday, 25 January 2012	3.46% (108)
Thursday, 26 January 2012	3.39% (106)
Friday, 27 January 2012	3.14% (98)
Saturday, 28 January 2012	2.11% (66)
Sunday, 29 January 2012	2.56% (80)
Monday, 30 January 2012	4.10% (128)
Tuesday, 31 January 2012	4.19% (131)
Wednesday, 1 February 2012	3.84% (120)
Thursday, 2 February 2012	3.71% (116)
Friday, 3 February 2012	3.62% (113)
Saturday, 4 February 2012	2.14% (67)
Sunday, 5 February 2012	2.75% (86)
Monday, 6 February 2012	4.16% (130)
Tuesday, 7 February 2012	4.64% (145)
Wednesday, 8 February 2012	4.13% (129)
Thursday, 9 February 2012	4.42% (138)
Friday, 10 February 2012	4.32% (135)





2,683 people visited this site

3,773 Visits

2,683 Absolute Unique Visitors

12,719 Pageviews

3.37 Average Pageviews

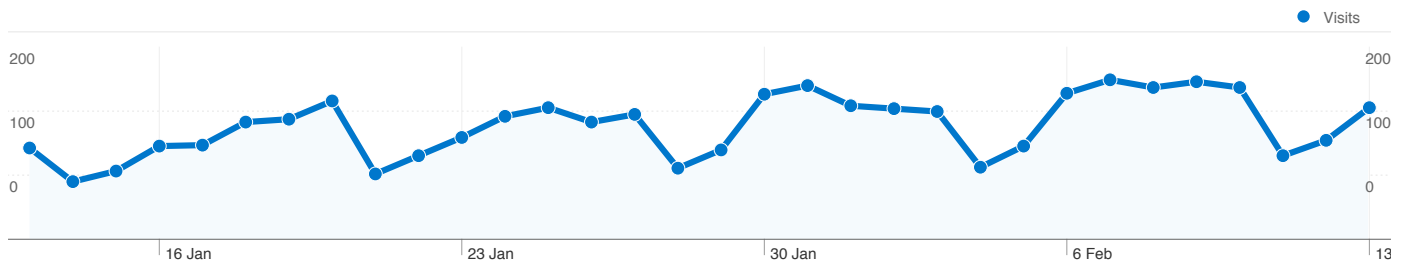
00:03:52 Time on Site

60.64% Bounce Rate




67.53% New Visits

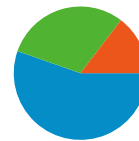
Technical Profile

Browser	Visits	% visits
Safari	1,180	31.27%
Firefox	939	24.89%
Chrome	795	21.07%
Internet Explorer	744	19.72%
Android Browser	39	1.03%



All traffic sources sent a total of 3,773 visits

-  14.60% Direct Traffic
-  30.03% Referring Sites
-  55.37% Search Engines

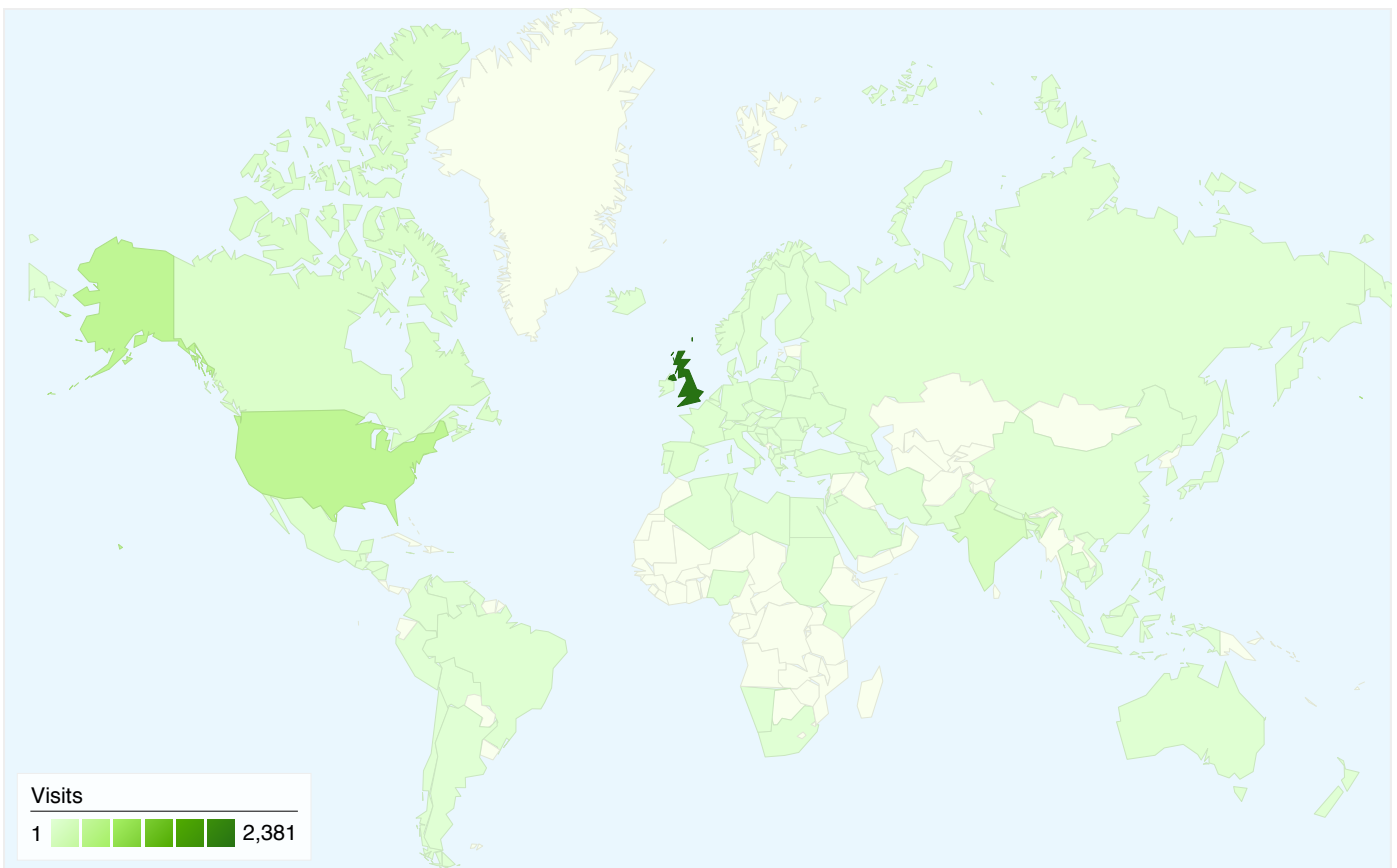


- Search Engines
2,089.00 (55.37%)
- Referring Sites
1,133.00 (30.03%)
- Direct Traffic
551.00 (14.60%)

Top Traffic Sources

Sources	Visits	% visits
google (organic)	1,978	52.43%
(direct) ((none))	551	14.60%
fashioncolloquia.com (referral)	170	4.51%
arts.ac.uk (referral)	116	3.07%
my.arts.ac.uk (referral)	109	2.89%

Keywords	Visits	% visits
process arts	197	9.43%
(not provided)	116	5.55%
tirantis	67	3.21%
dial ual	53	2.54%
cardboard sphere	39	1.87%

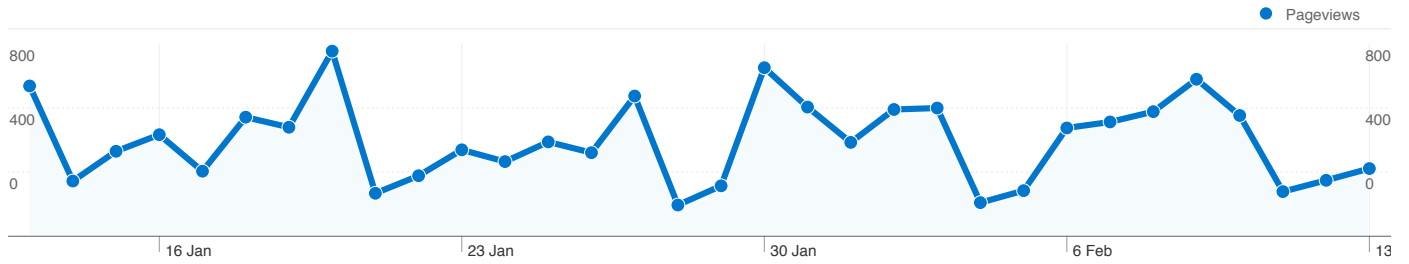


3,773 visits came from 97 countries/territories

Site Usage

Country/Territory	Visits	Pages/Visit	Avg. Time on Site	% New Visits	Bounce Rate
United Kingdom	2,381	4.14	00:05:12	56.78%	54.77%
United States	456	1.86	00:01:12	90.57%	71.05%
India	128	2.08	00:02:31	85.94%	73.44%
Canada	73	1.97	00:01:24	94.52%	61.64%
Italy	50	2.06	00:04:41	86.00%	58.00%
Mexico	45	1.22	00:00:47	22.22%	86.67%
Spain	37	2.59	00:02:15	83.78%	67.57%
France	32	3.53	00:01:27	84.38%	62.50%
Germany	29	1.76	00:01:48	93.10%	79.31%
Ukraine	28	1.36	00:00:42	14.29%	89.29%

1 - 10 of 97



Pages on this site were viewed a total of 12,719 times

 12,719 Pageviews

 8,334 Unique Views

 60.64% Bounce Rate

Top Content

Pages	Pageviews	% Pageviews
/	2,334	18.35%
/frontpage	263	2.07%
/category/tags/fashion-colloquia	243	1.91%
/user/login	218	1.71%
/content/28-cardboard-sphere	183	1.44%