

# Alternative apps, backing up, choosing distro

An introduction  
to GNU/Linux 2.0



LIGATUS 

Libre @ process.arts

ual: university  
of the arts  
london  
camberwell  
chelsea  
wimbledon

# Remember

- Using free/libre software is not about quality - it is about principles
- Never complain about free/libre software - share and be nice to volunteers



- ALL
- MAC IPHONE IPAD
- WINDOWS PHONE METRO
- ANDROID TABLET
- LINUX
- ONLINE
- BLACKBERRY
- CHROME OS



## Tired of crappy software?

AlternativeTo is a new approach to finding good software. Tell us what application you want to replace and we give you great alternatives, based on user recommendations. [More about us »](#)

*"This is a neat idea for a site [...] I really want to encourage people to use it."*

Leo Laporte, MacBreak Weekly 159

## Featured Applications

Sponsored ▾



455 likes



### SpiderOak - Free, secure online backup »

SpiderOak provides an easy, secure and consolidated free online backup, storage, access, sharing & sync\* tool for Windows, Mac OS X, and Linux (Ubuntu, Debian & Fedora).

Mac, iPhone, iPad, Windows, Android, Linux, Online



4 likes



### X-Mirage - Mirror & record iPad/iPhone screens on Mac »

An AirPlay server that makes it simple to use your Mac to show off your iOS devices on a bigger screen, and record everything onscreen with one click.

iPhone, iPad



Facebook



Twitter



Google Plus



1507



PayPal



DONATE

Share



NEW & POPULAR

MOST VIEWS

MOST LIKES

RECENT

NO ALTERNATIVES

All Licenses ▾

All Platforms ▾



### Stick A Note

Free by Anand K. Gupta | Windows

7 likes



Stick a text note to a window of program or document. The note shows only on that window and moves with it. Press hotkey Win+n on a program or document window to stick a note to it, and afterwards to toggle...

Office & Productivity note-taking, sticky-notes



### Peace Mail

Freemium | Online

11 likes

Charitable email service that donates 50% of all profits to the World Peace Community.

## CONTRIBUTE TO THE SITE

AlternativeTo is made by our community. Are you looking for an alternative to some software and can't find anything? Do you know any awesome alternative to some software that we do not list? Please help us out by adding new software to the site!

ADD NEW APPLICATION

# Office suites

- MS Office
- Corel Office / WordPerfect
- Apple Pages, Numbers, Keynote

# Alt Office suites

- LibreOffice
  - Writer
  - Calc
  - Impress
  - Draw, Base, etc.



The splash screen features the LibreOffice logo (a document icon) and the text "LibreOffice 3" in green, with "The Document Foundation" below it. The background has a subtle geometric pattern in the corners.

-  Text Document
-  Spreadsheet
-  Presentation
-  Open...
-  Drawing
-  Database
-  Formula
-  Templates...

At the bottom left of the splash screen are three small icons: a document, a puzzle piece, and a person.






Default | Times New Roman | 12 |
 

· 4 · 2 · ∞ · 2 · 4 · 6 · 8 · 10 · 12 · 14 · 16 · 18 · 20 · 22 · 24 · 26 · 28 · 30 · 32 · 34 · 36 · 38 · 40 · 42 · 44 · 46 · 48 · 50 · 52

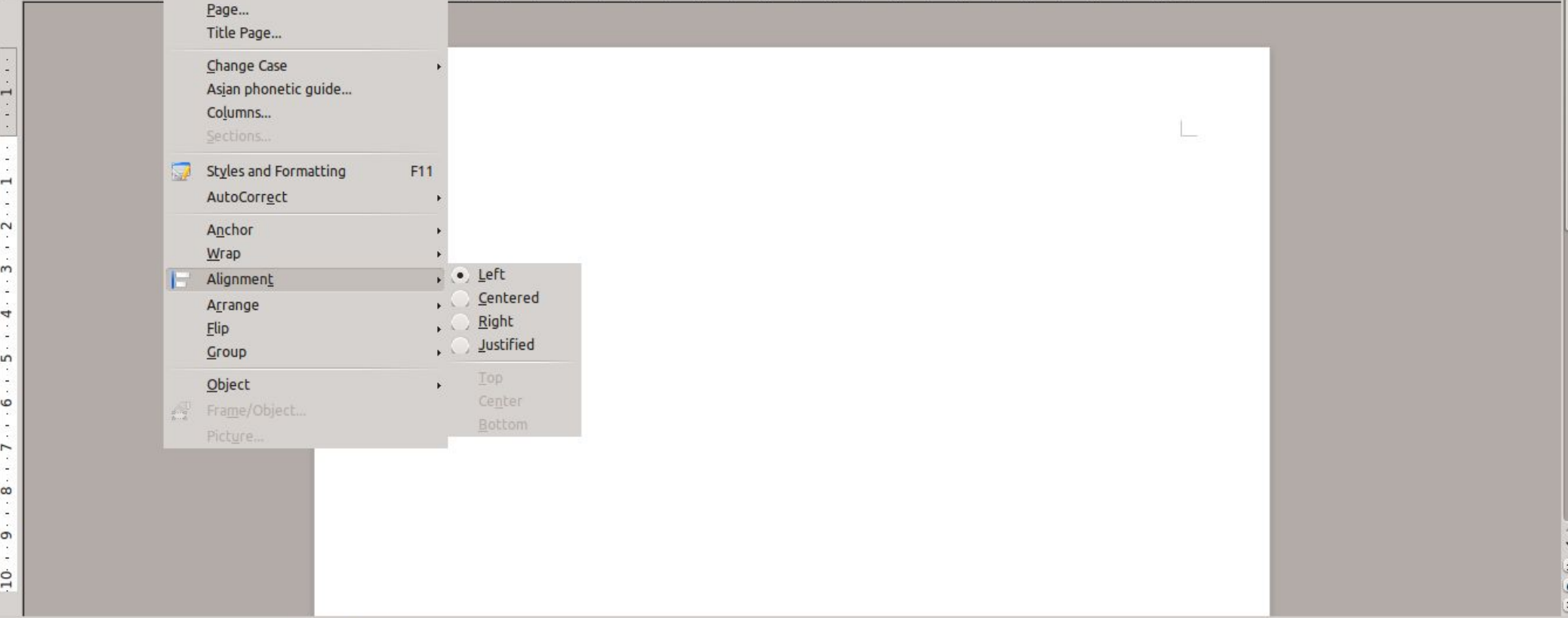
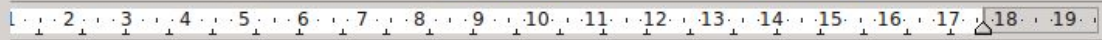
· 2 ·  
· 2 ·  
· 4 ·  
· 6 ·  
· 8 ·  
· 10 ·  
· 12 ·  
· 14 ·  
· 16 ·  
· 18 ·  
· 20 ·  
· 22 ·  
· 24 ·  
· 26 ·  
· 28 ·







- Character...
- Paragraph...
- Bullets and Numbering...
- Page...
- Title Page...
- Change Case
- Asian phonetic guide...
- Columns...
- Sections...
- Styles and Formatting F11
- AutoCorrect
- Anchor
- Wrap
- Alignment
  - Left
  - Centered
  - Right
  - Justified
- Arrange
- Flip
- Group
- Object
  - Top
  - Center
  - Bottom
- Frame/Object...
- Picture...







**Folien**

- 1
- 2
- 3
- 4

Normal | Gliederung | Notizen | Handzettel | Folien sortierung

1 2 3 4 5 6 7 8 9 10 11 12 13 14 15 16 17 18 19 20 21 22 23 24 25 26 27 28 29 30 31

LibreOffice

LibreOffice Productivity Suite 1

**Aufgabenbereich Anzeige**

- Masterfolien
- Layouts
- Tabellen
- Benutzerdefinierte Animation

**Effekt ändern**

Hinzufügen...

Ändern...

Entfernen

**Effekt Jalousie**

Starten

Beim Klicken

Richtung

Vertikal

Geschwindigkeit

Sehr schnell

Presentation Temp...

Reihenfolge ändern: ↑ ↓

Wiedergabe

Bildschirmpräsentation

Automatische Vorschau

Folienübergang





**Slides**

1

Click to add title

Click to add text

Slide 1

Normal Outline Notes Handout Slide Sorter

Click to add title

Click to add text

**Tasks** View

Master Pages

Layouts

**Table Design**

Styles

- Table with 4 columns and 4 rows (Blue)
- Table with 4 columns and 4 rows (Orange)
- Table with 4 columns and 4 rows (Green)
- Table with 4 columns and 4 rows (Purple)
- Table with 4 columns and 4 rows (Yellow)

Show

- Header Row
- Total Row
- Banded Rows
- First Column
- Last Column
- Banded Columns

Slide Transition



Untitled 3 - LibreOffice Draw

File Edit View Insert Format Tools Modify Window Help

0.00" Black Color Turquoise

Pages

Slide 1

LibreOffice Draw

Layout Controls Dimension Lines

3.34 / 7.14 0.00 x 0.00 Slide 1 / 1 Default 60%

The screenshot shows the LibreOffice Draw application window. The main canvas displays a drawing of the LibreOffice logo, which consists of a square, a circle, and a star, arranged in a curve. The text 'LibreOffice Draw' is written in a large, black, sans-serif font, following the curve of the logo. The drawing is set against a white background. The application interface includes a menu bar, a toolbar, and a status bar. The status bar shows the current slide is 1 of 1, and the zoom level is 60%.











# Alt Office suites

- LibreOffice
  - Writer
  - Calc
  - Impress
  - Draw, Base, etc.
- AbiWord

Rich text editor toolbar containing icons for undo, redo, bold, italic, text color, background color, bulleted list, numbered list, indent, outdent, link, unlink, and a 'Page Width' dropdown menu.

Horizontal ruler showing a scale from 1 to 7 units.

Main text editing area with a vertical ruler on the left side showing a scale from 1 to 4 units.

# Alt Office suites


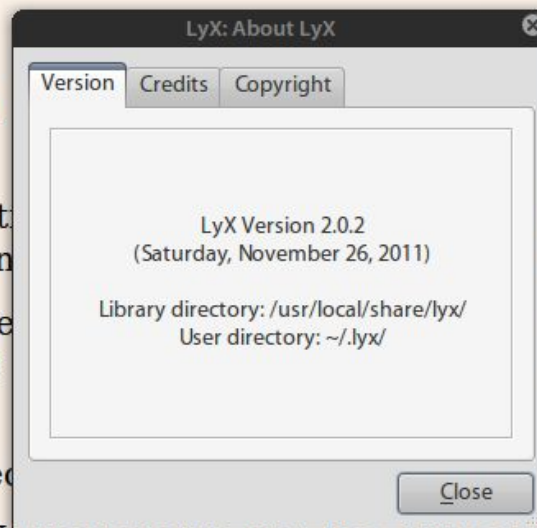
- LibreOffice
  - Writer
  - Calc
  - Impress
  - Draw, Base, etc.
- AbiWord
- Lyx



# Welcome to LyX!

## Top N things to know when

1. LyX comes with excellent documentation. Start with the very brief introduction to the document.
2. LyX is what we call a “document processor” that makes writing documents easier. But it's not just clear. [foot 1](#)
3. The output from LyX looks great! Select the Help ▸ Introduction, which will give you a very brief introduction to the document with LyX with Help ▸ Tutorial.
4. Yes, LyX can mimic (almost) all LaTeX functionality. And yes, LyX can import LaTeX files. Experienced LaTeX users should skim the rest of the *Tutorial*, then read the “LyX for LaTeX Users” chapter. (Everyone else: don't worry, you don't need to know LaTeX to use LyX.)
5. LyX has lots of features for people who read or write a language other than English. In addition, the key bindings, ...



# Office formats

- .doc, .xls, .ppt
- odt, .ods, .odp
- .docx, .xlsx, .pptx

# Office formats

• .doc, .xls, .ppt → • odt, .ods, .odp

• .docx, .xlsx, .pptx

# Office formats

• .doc, .xls, .ppt → • odt, .ods, .odp



• .docx, .xlsx, .pptx

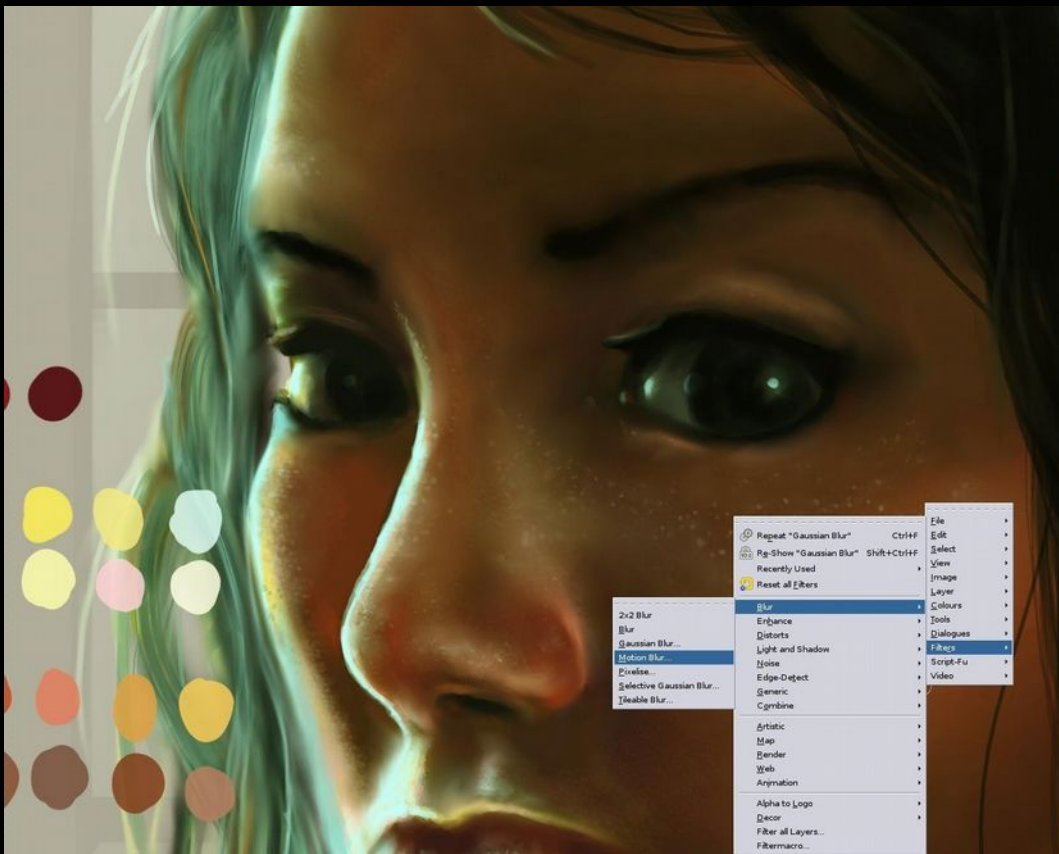


# Graphics

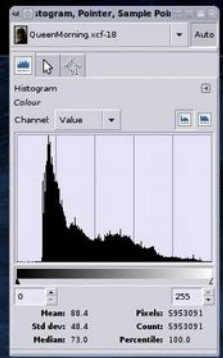
- Adobe Creative Suite
  - Photoshop
  - Illustrator
  - Indesign
- Apple
  - Aperture
  - iPhoto

# Alt Graphics

- GIMP



- Repeat "Gaussian Blur" Ctrl+H
- Pg-Show "Gaussian Blur" Shift+Ctrl+H
- Recently Used
- Reset all Filters
- Blur**
- Enhance
- Distorts
- Light and Shadow
- Noise
- Edge-Detect
- Generic
- Combine
- Artistic
- Map
- Bender
- Web
- Animation
- Alpha to Logo
- Decor
- Fiber all Layers...
- Fibermacro...
- File
- Edit
- Select
- View
- Image
- Layer
- Colours
- Toolbox
- Dialogues
- Filters
- Video





GIMP

File Xtns Help



Levels

Histogram Scale

Linear

Logarithmic

Sample average

Radius:

Brush Editor (read only)

Circle (11)



Shape:

Radius:

Spikes:

Hardness:

Angle:

Spacing:



Channel Mixer



Preview

Output channel: Red

Red:

Green:

Blue:

Monochrome

Preserve luminosity

Layers, Channels, Paths, Undo | FG/BG, I X

DSC\_9184.JPG-S

Auto

Layers

Mode: Normal


Opacity:

Lock:

Background

Palette Editor (read only)

Tango Icon Theme

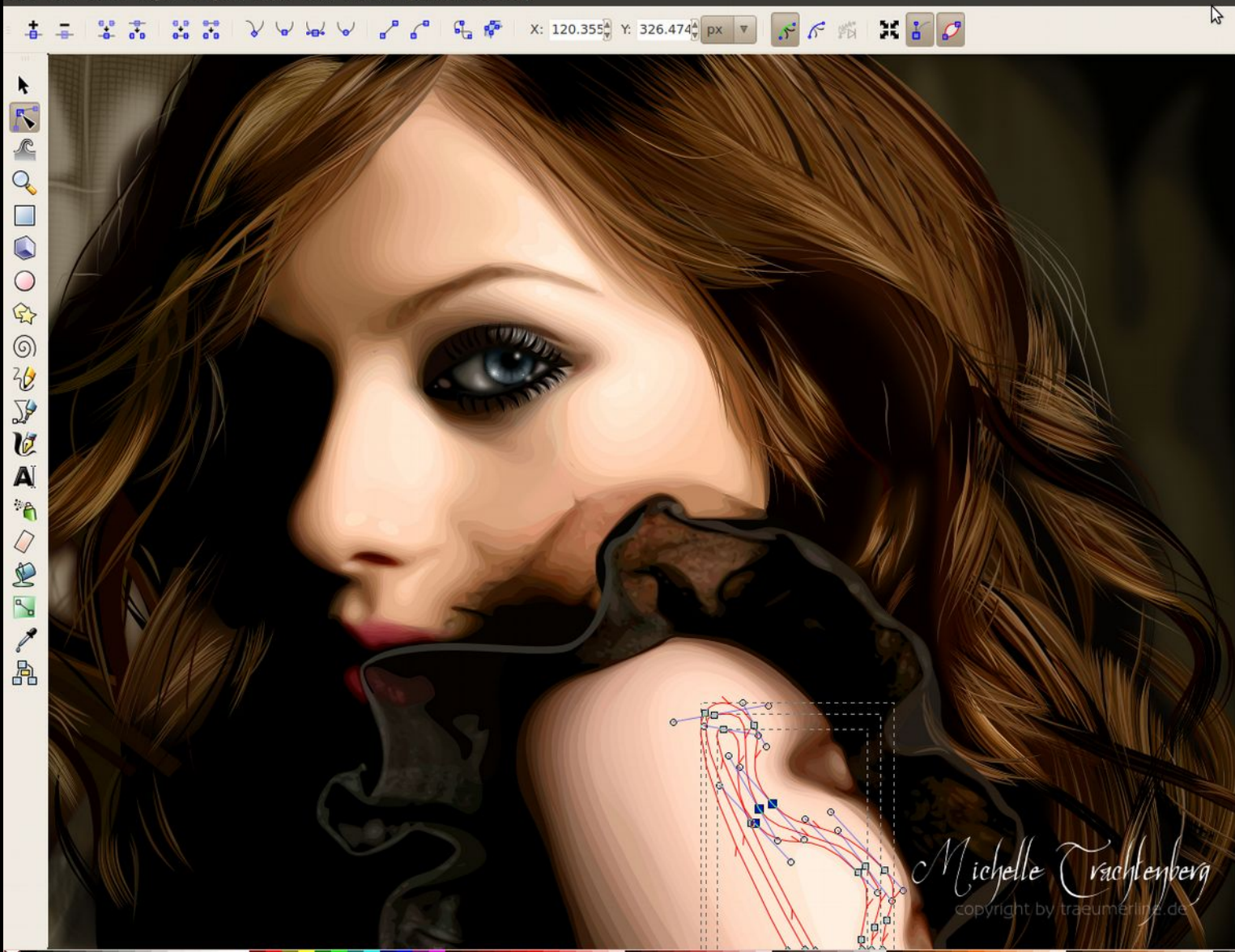


Undefined Columns: 3

# Alt Graphics

- GIMP
- Inkscape





**Fill and Stroke (Shift+Ctrl+F)**

Fill  Stroke paint  Stroke style

× [Color swatches] ? [Social icons]

Flat color

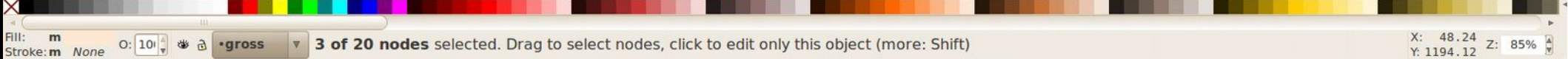
RGB HSL CMYK Wheel CMS

R	<input type="range"/>	255
G	<input type="range"/>	232
B	<input type="range"/>	212
A	<input type="range"/>	255

RGBA: ffe8d4ff

Blur:  0.0

Opacity, %  100.0





Aston Martin DB4 Zagato  
Inkscape





# Alt Graphics

- GIMP
- Inkscape
- Scribus





mm 0 100 200 0 100 200

A roadster with a streamlined design and lively performance.

**Wind: a breath of fresh air in the world of roadsters**

Renault unveiled its new concept car Wind at the 2004 Geneva Motor Show. This 2+1 roadster with a streamlined design and lively performance combines both flowing and structured lines. The interior is elegant in accordance with the Touch Design concept, boasting a cabin that seems to be cloaked in leather. The controls put the emphasis on ergonomics and simplicity.

At first glance, Wind's sweeping lines suggest charm and sensuality. Its contours determine the design, giving the car a racy, dynamic look.

**Undeniable charm and lively performance**

The exterior combines the sensuality of flowing lines with the dynamism of chamfered contours. The interior is reminiscent of a well-fitting glove. The result is a breath of fresh air in the world of roadsters.

Wind's profile gives an impression of simplicity and consistency. It is made up of two defining lines. The first runs along the side of the car, curving into the front and rear wings and sweeping round the wheel arches.

The second line, even more apparent, envelops the cabin and underscores the impression of protectiveness.

The powerful headlamps also contribute to Wind's appeal. They extend along the bonnet, highlighting the car's dynamism with a streamlined, elongated shape. Despite their simple looks,

the headlamps exude a powerful light flows through tube stretching covers.

The almond-shaped body is sharp edge. Two up parallel glassing beams of light rear.

The arc of the p extends around with a curve th side windows, covered with a t roof including a window.

The colour is f

Simple, sophisticated controls

All the vehicle's controls feature an anodized aluminum finish for a muted look. In accordance with the Touch Design concept developed by Renault over the past three years, they put the emphasis on ergonomics, simplicity and clarity. A circular, centrally mounted control panel provides access to

A simple, elegant and secure interior

The cabin is moulded around the driver and passengers. A large sheet of Sienna-coloured leather forms an enveloping cocoon. The pleated leather seats, Tobacco in colour, are elegant and comfortable. They are fixed in tune with the "roadster" spirit and pedal as and fold away the door is ess. Two folding hoops form an rigid structure to

The centre acks of the two of carbon fibre

covered in foam and leather. It can be unhooked and turned inside out, forming a saddle shape that provides a third seat in the rear of the car.

Despite its compact size (2.87 metres long), Wind is boot, lined with fers substantial (litres).

The Wind roadster is fitted with a 136hp 2.0 16V engine.

swings out towards the driver to display the temperature in the cabin.

Info

- Get Picture...
- Image Visible
- Update Picture
- Edit Picture
- Adjust Frame to Picture
- Lock
- Lock object size
- Level
- Send to Scrapbook
- Convert to
- Cut
- Copy
- Clear Contents
- Delete
- Hide Properties...

Picture

File: 6832\_HD\_ren2004wind\_150.jpg

Original ppi: 300 x 300

Actual ppi: 300 x 300

Print: Enabled

Properties

69.42 % Page 1 of 2 Background

Ready

X-Pos: 166.683 mm

Y-Pos: 56.916 mm



### Rutas a pie y en bici por Guardamar

*(Lugares de la Ruta)*

**1 Ruta de las dunas y la Gola**  
El itinerario sale del casco urbano por el paseo del Ingeniero Mira, que fue el primer camino de Guardamar hacia el mar a través de las Dunas, abierto en 1903. Recorrido 300 m se pasa a la izquierda para atravesar la pinada, repoblada a principios del s.XX para frenar el avance de las dunas. Durante la segunda mitad del recorrido se puede observar a la derecha el cantón de dunas móviles que se extiende a lo largo de la playa. Al final del recorrido se encuentra el puerto deportivo y la desembocadura del Río Segura, que ofrece una panorámica del cordón dunar y la pinada.

- Inicio: Oficina de Turismo
- Final: espigón de la Gola
- Longitud: 3,2 km

**2 Ruta del Puerto**  
Esta ruta recorre la margen derecha del último tramo del Río Segura por el borde norte del casco urbano y de la pinada hasta llegar al puerto deportivo y pesquero. Durante la mayor parte del recorrido es posible la observación de aves acuáticas, presentes en el tramo de río donde se produce la inyección entre las aguas dulces y saladas.

- Inicio: Puente de Hierro
- Final: Puerto pesquero
- Longitud: 2,7 km

**3 Ruta de los Tussals**  
Hay que seguir el río hacia el oeste 600 m hasta encontrar el vado que lo atraviesa y caminar por el camino de la margen izquierda hasta el mar. Hay un tramo de la ruta donde se camina entre el cauce nuevo y el cauce antiguo del Río Segura, donde este último recibe las aguas de drenaje de gran parte de la Vega Baja del Segura a través de múltiples canales. Atravesar el río vado por la pasarela y caminar entre la pinada y el río hasta el mar.

- Inicio: Puente de Hierro
- Final: Playa de los Tussals
- Longitud: 3,8 km

**4 Ruta de la Huerta**  
Esta ruta comparte el primer tramo con el anterior hasta el primer vado. Una vez atravesado el cauce, seguir el camino de la margen izquierda (tercera morcia) hacia el oeste, río arriba, hasta que encontremos el puente del camino viejo de Orihuela. En este punto desviarse a la derecha por el camino anillado y seguir el trazado de la acequia "de los Hortos" hasta el vado de "La Inquisición", ya en término de Rajales, que permite enlazar con la ruta 5.

Caminar junto a la "huerta de los Hortos", una de las mayores y más antiguas de Guardamar, permite descubrir la huerta tradicional característica de comarca.

Boletín de información municipal - mensual - gratuito

### With a little help from my friends

Guardamar Town Council continues to work closely with its residents in matters relating to environmental issues and community initiatives. Local group 'Amics de Guardamar', made up of British, German and Spanish residents have been meeting to discuss ways in which they can help to improve and assist in local projects. Members have already been busy with a general 'litter-pick' campaign around the town's castle area and 'lend a hand' in cleaning up and tidying the beach areas of the town. The group is a membership organisation – and those wishing to join can contact the group by email at [amicsguardamar@yahoo.com](mailto:amicsguardamar@yahoo.com)

### More help needed

The local branch of Red Cross presented its activities during the Health and Wellbeing day held in January.

Guardamar's local branch of the Red Cross has recently begun its campaign to encourage more English speaking volunteers into its local volunteering corps. All volunteers will be working in hospital visiting schemes and prior to training with the social services networks in the hospital, they will be given every opportunity to improve their Spanish – allowing them to become more fluent in their dealings with fellow members and other organisations. Members are currently undertaking a weekly Spanish conversation class which has been organised by Red Cross personnel which takes place in the local branch headquarters. Members will continue with the class until summer – after which they will begin their formal training as Red Cross Volunteers.

### Artists in Town

Once again Guardamar Town Council's Public Library welcomes Los Balcones Art Group. Their exhibition began on 31 March and continues until the end of April. This will be their second visit to the town – following a successful event last year which attracted many local visitors and tourists. 'Los Balcones Art Group' was formed by a number of painting enthusiasts from different nationalities. It was originally formed some 7 years ago by art teachers, Ricardo Marín and today, the Group continues to work under the guidance of Iris Luke.

This group of artists are known for their wide variety of styles of painting and drawing techniques: pastels, oils, water colours on paper, canvas and sketches, all paying great attention to detail in style and expression.

The exhibition brings together a collection of colour and expression – all aimed at offering the art enthusiast a truly varied and interesting range of exhibits.

### Plan E

During the last two years, the Town Hall has set up a series of activities in order to create employment on a local basis. During the last year and with the help of the national 'Plan E' programme, about a hundred people found work in a very critical moment in terms of the economy. This year, yet another 1.7 million, are going to be spent. In a second phase that will provide work to another 80 people. An important part of the investment will help bring restore Guardamar's pine forest. Although this should have been done by the 'Comunidad Valenciana', they have shown little interest and local authorities see themselves in a situation where they must put effort and money into preserving one of Guardamar's key features for tourism.

Boletín de información municipal - mensual - gratuito

Descargas

Propiedades

X, Y, Z

Nombre: Imagen280

Geometría

Posición X: 10,082 mm

Posición Y: 162,956 mm

Anchura: 66,666 mm

Altura: 46,344 mm

Rotación: 0,0°

Punto base:

Nivel: 222

Forma: Agrupar, Texto, Imagen, Línea, Colores, Transparencia

Posición X: 118.406 mm

Posición Y: 97.657 mm

# Alt Graphics

- GIMP
- Inkscape
- Scribus
- Shotwell



Shotwell

File Edit View Photos Events Tags Help

Library

- Last Import
- Events
  - 2011
    - July
      - Sun Jul 24, 2011
      - Sat Jul 23, 2011
    - June
    - March
    - February
    - January
  - 2010
  - 2009
  - 2008
    - March
      - Sat Mar 22, 2008
      - Sun Mar 16, 2008
  - 2004
  - No Event
- Tags
  - bridges
  - bubble

Items: 221 Photos  
From: Thu Dec 9, 2004  
To: Sun Jul 24, 2011

Type [icon] [icon] [icon] Flagged [icon] Rating [icon]

Search [input]

Navigation icons: [refresh] [undo] [redo] [search]


Zoom slider: [icon] [slider] [icon]

# Alt Graphics

- GIMP
- Inkscape
- Scribus
- Shotwell
- ufraw



▼ Histogram raw s konverzními křivkami



[-0.27] [Lightbulb] [Color wheel] [Gear] [Refresh]

[White balance] [Temperature] [Green] [Channel multipliers] [AHD interpolation]

Ruční vyvážení: 0

Teplota: 5725

Zelená: 1.046

Násobitele kanálů: 2.028 1.000 1.494

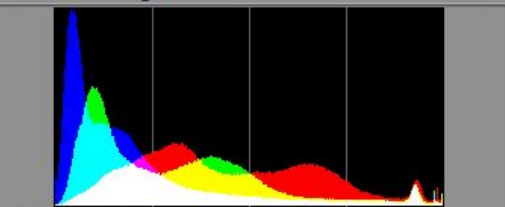
AHD interpolace

Odstranit šum: 0

Hot pixels: 0 značka 0.000

Černý snímek: Žádný

▼ Aktuální histogram



Průměr:	113	75	49	
Std. odch.:	58	37	52	
Přeexp.:	0.2%	0.2%	0.1%	<input type="checkbox"/> Ukázat
Podexp.:	0.0%	0.0%	0.3%	<input type="checkbox"/> Ukázat



velikost 3096x2319, měřítko 1/3

[Magnifying glass] 33 [Magnifying glass] [Magnifying glass]

[Gear] Volby [Minus] Zrušit Uložit [Save]



# Alt Graphics

- GIMP
- Inkscape
- Scribus
- Shotwell
- ufraw
- imagemagick

# Alt Graphics

- GIMP
- Inkscape
- Scribus
- Shotwell
- ufraw
- imagemagick
  - automated through command line
  - hundreds of formats: [click](#)

Map Search



Search by area:

Search bar with a list icon on the right.

Dropdown menu with a downward arrow.

Current Map Search

Search bar with a search icon on the right.

Search bar with a search icon on the right.

Search bar with a search icon on the right.

Search bar with a search icon on the right.

Search bar with a search icon on the right.

Search bar with a search icon on the right.

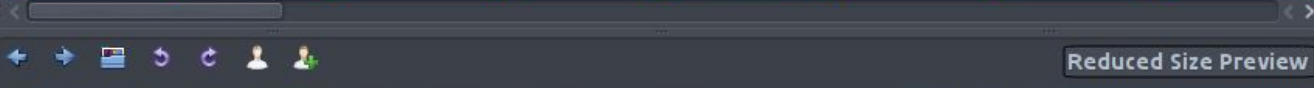

Search bar with a search icon on the right.

Search bar with a search icon on the right.

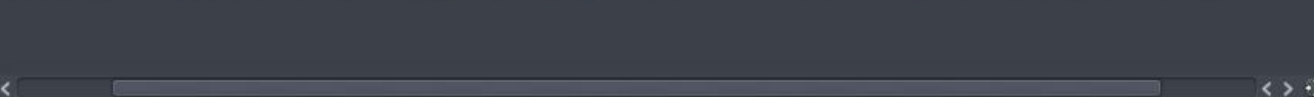
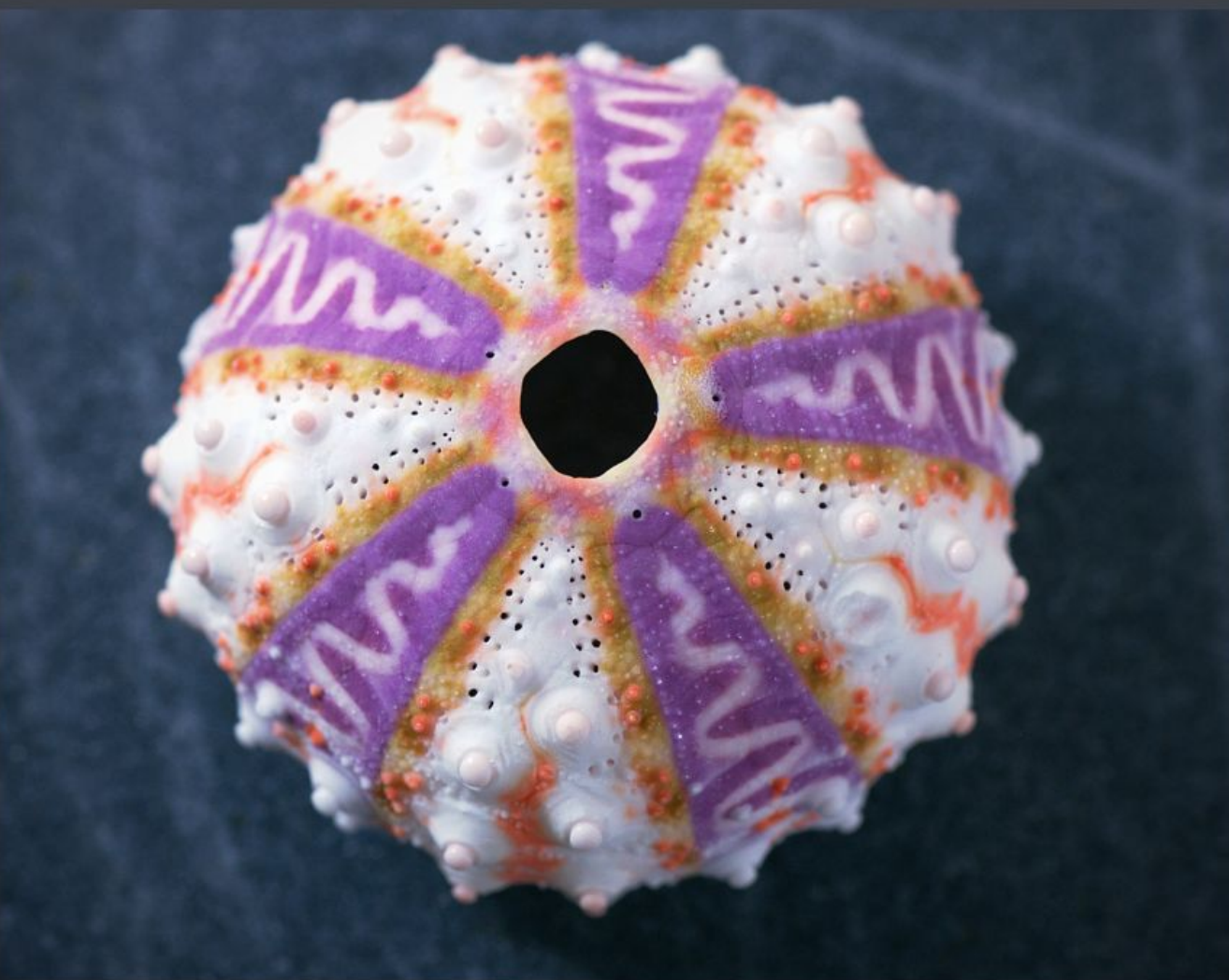
Search bar with a search icon on the right.

Search bar with a search icon on the right.

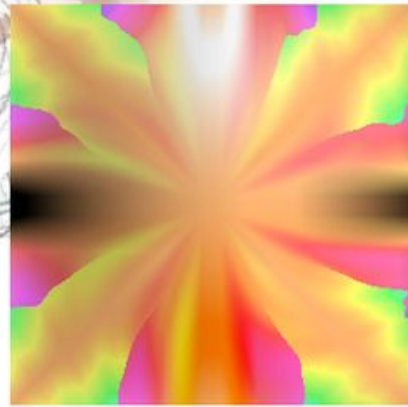

Search bar with a search icon on the right.



Reduced Size Preview







*David Revoy*  
24-10-11

**Color Sampler**

**Color history**

**Brush List Editor**

ask bd Classic Experimental Favorites  
Set#1 Set#2 Set#3 testing

Opacity 0,15  
Radius 0,75  
Hardness 0,20

**Layers**

- Untitled layer #10
- Untitled layer #9
- Untitled layer #8
- Untitled layer #7
- Untitled layer #6
- Untitled layer #5
- Untitled layer #4

Mode: Screen  
Mypaint 1.0 screenshot - CC-BY Deevad



**Scratchpad**

Scratchpad

# Graphics formats



- jpg, png, tif, gif etc.
- psd
- ai, cdr, dxf
- nef, cr2, etc.

# Graphics formats

- jpg, png, tif, gif etc.
- psd  xcf
- ai, cdr, dxf  svg
- nef, cr2, etc.



# Graphics formats

- jpg, png, tif, gif etc.
- psd  xcf
- ai, cdr, dxf  svg
- nef, cr2, etc.

If in doubt - test first

# Video editing

- Adobe Premiere
- Adobe After-Effects
- Final Cut Pro
- Avid

# Alt video editing

- Shotcut

File View Help

Open File Save

Properties

...os/net/tv/Louis\_CK\_Beacon\_1280x720.mp4

Comments:

Duration 01:02:43:03

Video Audio Metadata

Track 1: 1280x720 h264

Codec H.264 / AVC / MPEG-4 AVC / MPE...

Resolution 1280x720

Frame rate 23.976

Format yuv420p

Aspect ratio 16 : 9

Scan mode Progressive

Field order Bottom field first

Reset

Recent

Louis\_CK\_Beacon\_1280x720.mp4

A02.mpg

Timing Testslate HD-8-Channel\_v3.MXF

JVC.mkv

00384.MTS

knocking-avchd-mlt.mts

00332.avi

capture001.m2t

King.Kong.2005.Trailer.720P.HDTV.AC3.XviD-FITTY.avi

Elephants\_Dream\_HD.avi

feature hd: capture001.m2t

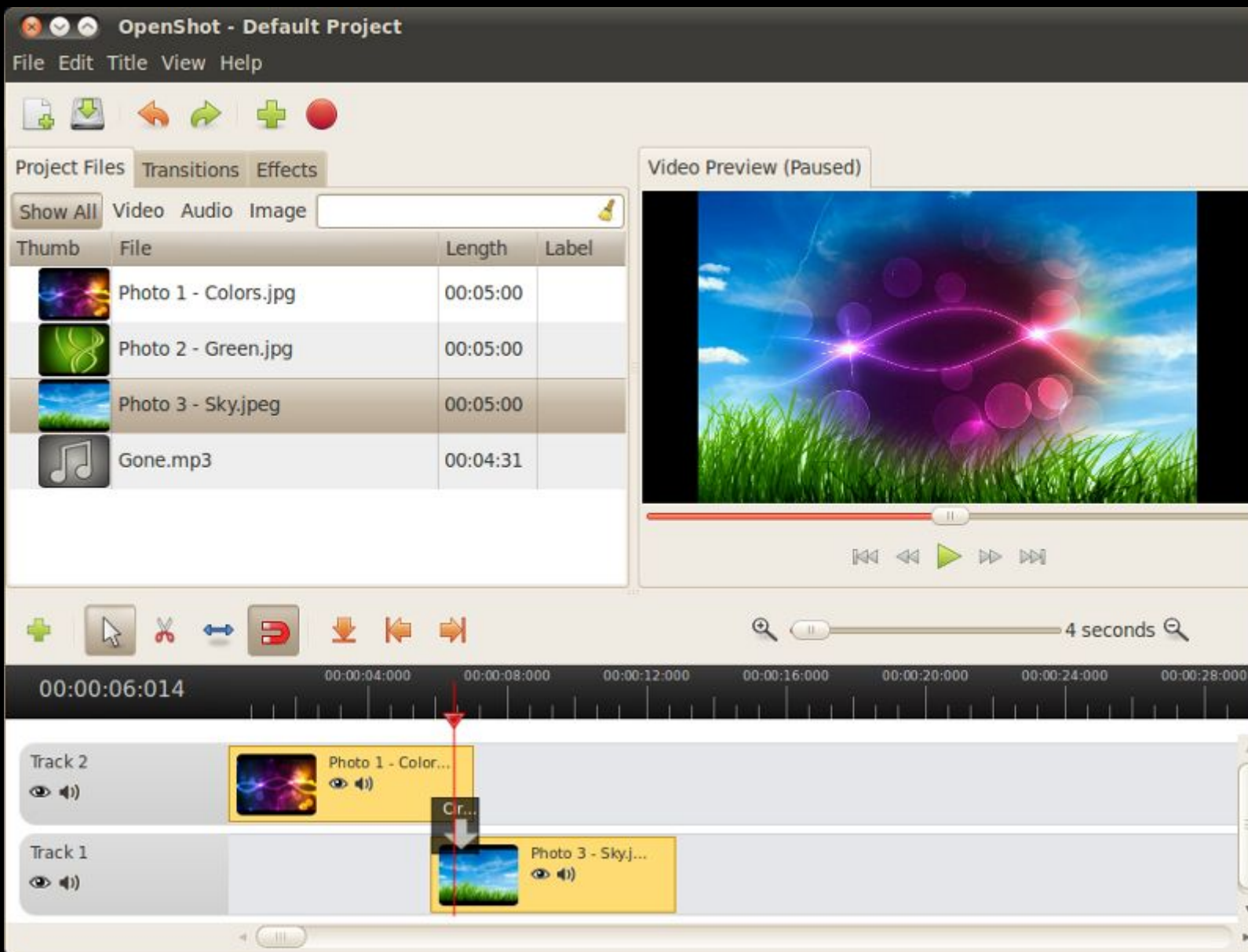


00:00:50:11 01:02:43:03

⏪ ⏴ ⏵ ⏩

# Alt video editing

- Shotcut
- Openshot





# Alt video editing

- Shotcut
- Openshot
- PiTiVi

File Edit View Project Timeline Preview Help

Undo Import clips... Save Render project

Clip Library

	<b>FILE0001.MOV</b> Video: 1280 x 720 pixels at 29.97fps Audio: 2 channels at 48000 Hz (16 bits)	17 seconds
	<b>FILE0002.MOV</b> Video: 1280 x 720 pixels at 29.97fps Audio: 2 channels at 48000 Hz (16 bits)	24 seconds
	<b>FILE0003.MOV</b> Video: 1280 x 720 pixels at 29.97fps Audio: 2 channels at 48000 Hz (16 bits)	16 seconds
	<b>FILE0004.MOV</b> Video: 1280 x 720 pixels at 29.97fps Audio: 2 channels at 48000 Hz (16 bits)	7 seconds
	<b>FILE0005.MOV</b> Video: 1280 x 720 pixels at 29.97fps Audio: 2 channels at 48000 Hz (16 bits)	18 seconds
	<b>FILE0006.MOV</b> Video: 1280 x 720 pixels at 29.97fps Audio: 2 channels at 48000 Hz (16 bits)	14 seconds
	<b>FILE0007.MOV</b> Video: 1280 x 720 pixels at 29.97fps Audio: 2 channels at 48000 Hz (16 bits)	15 seconds



00:04:50.180

00:04:30.000 00:04:40.000 00:04:50.000 00:05:00.000 00:05:10.000

**Video:**

**Audio:**

Timeline showing video and audio tracks with clips like FILE0071.MOV, FILE0020.MOV, FILE0021.MOV, FILE0027.MOV, FILE0040.MOV, FILE0041.MOV, FILE0072.MOV, FILE0045.MOV, FILE0039.MOV, and FILE0045.MOV.

[-] [x] [undo] [redo] [delete] [copy] [paste] [pan] [zoom]

# Alt video editing

- Shotcut
- Openshot
- PiTiVi
- Flowblade



# Video editing formats

- Standard playback codecs and formats work
- Project files -> ?

# Audio editing

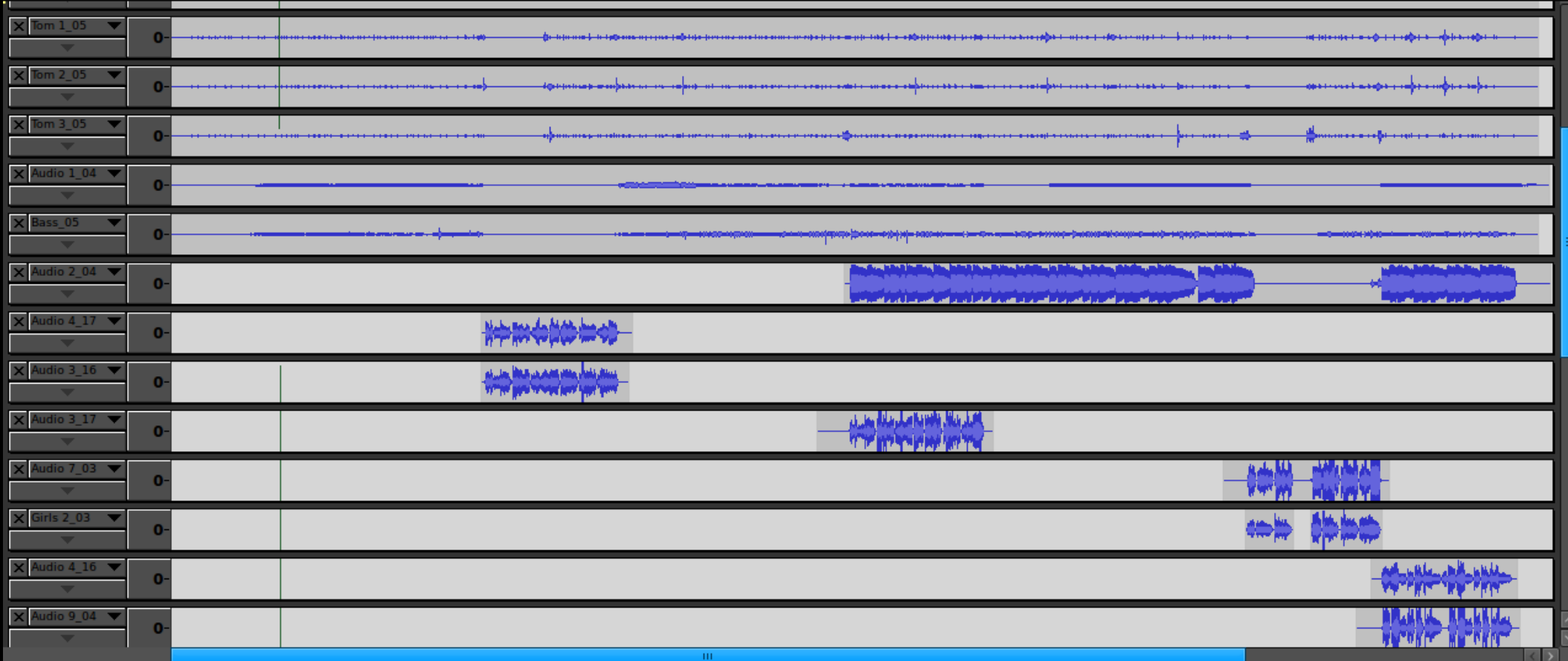
- Audacity !



### MTS II Rough 1

File Edit View Transport Tracks Generate Effect Analyze Help

Timeline: 30 -15 0 15 30 45 1:00 1:15 1:30 1:45 2:00 2:15 2:30 2:45 3:00 3:15 3:30 3:45 4:00



Project Rate (Hz): 44100

Selection Start:  End  Length


Audio Position: 00 h 00 m 19 s

Snap To: 00 h 00 m 00 s

Click and drag to select audio Actual Rate: 44100

# 3D Graphics

- Blender 3D



F12 render  
It's a mix of  
- radiosity (shadow)  
- environment map (sphere)  
- raytrace (floor)



Preview

Links and Pipeline

Link to Object

- MA:Grey
- ME:Mesh

Render Pipeline

- Halo
- ZTransp
- Zoffs: 0.00
- Full Osa
- Wire
- Strands
- ZInvert
- Radio
- OnlyCast
- Traceable
- Shadbuf

Material

Ramps

VCol Light	VCol Paint	TexFace	A	Shadeless
No Mist	Env	ObColor	Shad A	1.00

Col	R	0.000
Spe	G	1.000
Mir	B	1.000

RGB HSV DYN A 1.000

Shaders: Mirror Trans SSS


Ray Mirror	Ray Transp
RayMir: 0.0	IOR: 1.00
Fresnel: 1.0	Fresnel: 1.0
Fac: 1.25	Fac: 1.25
Gloss: 1.0	Gloss: 1.0
Aniso: 1.0	Samples: 18
Samples: 18	Thresh: 0.005
Thresh: 0.005	Depth: 2
Depth: 2	Filter: 0.000

Texture

Add New











# TODO

- Test file format conversions
- Choose a distribution
  - hardware support
  - included software



